

rods of smaller length in way that maximizes their total value. Section 15.2 asks how we can multiply a chain of matrices while performing the fewest total scalar multiplications. Given these examples of dynamic programming, Section 15.3 discusses two key characteristics that a problem must have for dynamic programming to be a viable solution technique. Section 15.4 then shows how to find the longest common subsequence of two sequences via dynamic programming. Finally, Section 15.5 uses dynamic programming to construct binary search trees that are optimal, given a known distribution of keys to be looked up.

15.1 Rod cutting

Our first example uses dynamic programming to solve a simple problem in deciding where to cut steel rods. Serling Enterprises buys long steel rods and cuts them into shorter rods, which it then sells. Each cut is free. The management of Serling Enterprises wants to know the best way to cut up the rods.

We assume that we know, for $i = 1, 2, \dots$, the price p_i in dollars that Serling Enterprises charges for a rod of length i inches. Rod lengths are always an integral number of inches. Figure 15.1 gives a sample price table.

The **rod-cutting problem** is the following. Given a rod of length n inches and a table of prices p_i for $i = 1, 2, \dots, n$, determine the maximum revenue r_n obtainable by cutting up the rod and selling the pieces. Note that if the price p_n for a rod of length n is large enough, an optimal solution may require no cutting at all.

Consider the case when $n = 4$. Figure 15.2 shows all the ways to cut up a rod of 4 inches in length, including the way with no cuts at all. We see that cutting a 4-inch rod into two 2-inch pieces produces revenue $p_2 + p_2 = 5 + 5 = 10$, which is optimal.

We can cut up a rod of length n in 2^{n-1} different ways, since we have an independent option of cutting, or not cutting, at distance i inches from the left end,

length i	1	2	3	4	5	6	7	8	9	10
price p_i	1	5	8	9	10	17	17	20	24	30

Figure 15.1 A sample price table for rods. Each rod of length i inches earns the company p_i dollars of revenue.

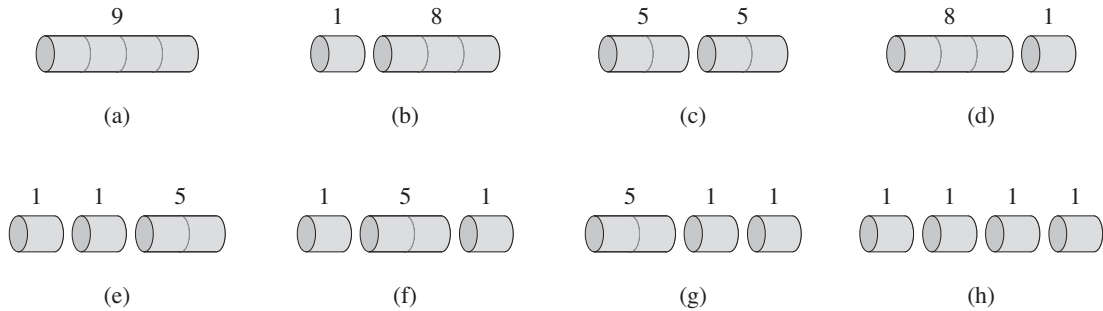


Figure 15.2 The 8 possible ways of cutting up a rod of length 4. Above each piece is the value of that piece, according to the sample price chart of Figure 15.1. The optimal strategy is part (c)—cutting the rod into two pieces of length 2—which has total value 10.

for $i = 1, 2, \dots, n - 1$.¹ We denote a decomposition into pieces using ordinary additive notation, so that $7 = 2 + 2 + 3$ indicates that a rod of length 7 is cut into three pieces—two of length 2 and one of length 3. If an optimal solution cuts the rod into k pieces, for some $1 \leq k \leq n$, then an optimal decomposition

$$n = i_1 + i_2 + \dots + i_k$$

of the rod into pieces of lengths i_1, i_2, \dots, i_k provides maximum corresponding revenue

$$r_n = p_{i_1} + p_{i_2} + \dots + p_{i_k}.$$

For our sample problem, we can determine the optimal revenue figures r_i , for $i = 1, 2, \dots, 10$, by inspection, with the corresponding optimal decompositions

¹If we required the pieces to be cut in order of nondecreasing size, there would be fewer ways to consider. For $n = 4$, we would consider only 5 such ways: parts (a), (b), (c), (e), and (h) in Figure 15.2. The number of ways is called the *partition function*; it is approximately equal to $e^{\pi\sqrt{2n/3}}/4n\sqrt{3}$. This quantity is less than 2^{n-1} , but still much greater than any polynomial in n . We shall not pursue this line of inquiry further, however.

$$\begin{aligned}
r_1 &= 1 && \text{from solution } 1 = 1 \quad (\text{no cuts}), \\
r_2 &= 5 && \text{from solution } 2 = 2 \quad (\text{no cuts}), \\
r_3 &= 8 && \text{from solution } 3 = 3 \quad (\text{no cuts}), \\
r_4 &= 10 && \text{from solution } 4 = 2 + 2, \\
r_5 &= 13 && \text{from solution } 5 = 2 + 3, \\
r_6 &= 17 && \text{from solution } 6 = 6 \quad (\text{no cuts}), \\
r_7 &= 18 && \text{from solution } 7 = 1 + 6 \text{ or } 7 = 2 + 2 + 3, \\
r_8 &= 22 && \text{from solution } 8 = 2 + 6, \\
r_9 &= 25 && \text{from solution } 9 = 3 + 6, \\
r_{10} &= 30 && \text{from solution } 10 = 10 \quad (\text{no cuts}).
\end{aligned}$$

More generally, we can frame the values r_n for $n \geq 1$ in terms of optimal revenues from shorter rods:

$$r_n = \max(p_n, r_1 + r_{n-1}, r_2 + r_{n-2}, \dots, r_{n-1} + r_1). \quad (15.1)$$

The first argument, p_n , corresponds to making no cuts at all and selling the rod of length n as is. The other $n - 1$ arguments to max correspond to the maximum revenue obtained by making an initial cut of the rod into two pieces of size i and $n - i$, for each $i = 1, 2, \dots, n - 1$, and then optimally cutting up those pieces further, obtaining revenues r_i and r_{n-i} from those two pieces. Since we don't know ahead of time which value of i optimizes revenue, we have to consider all possible values for i and pick the one that maximizes revenue. We also have the option of picking no i at all if we can obtain more revenue by selling the rod uncut.

Note that to solve the original problem of size n , we solve smaller problems of the same type, but of smaller sizes. Once we make the first cut, we may consider the two pieces as independent instances of the rod-cutting problem. The overall optimal solution incorporates optimal solutions to the two related subproblems, maximizing revenue from each of those two pieces. We say that the rod-cutting problem exhibits **optimal substructure**: optimal solutions to a problem incorporate optimal solutions to related subproblems, which we may solve independently.

In a related, but slightly simpler, way to arrange a recursive structure for the rod-cutting problem, we view a decomposition as consisting of a first piece of length i cut off the left-hand end, and then a right-hand remainder of length $n - i$. Only the remainder, and not the first piece, may be further divided. We may view every decomposition of a length- n rod in this way: as a first piece followed by some decomposition of the remainder. When doing so, we can couch the solution with no cuts at all as saying that the first piece has size $i = n$ and revenue p_n and that the remainder has size 0 with corresponding revenue $r_0 = 0$. We thus obtain the following simpler version of equation (15.1):

$$r_n = \max_{1 \leq i \leq n} (p_i + r_{n-i}). \quad (15.2)$$

In this formulation, an optimal solution embodies the solution to only *one* related subproblem—the remainder—rather than two.

Recursive top-down implementation

The following procedure implements the computation implicit in equation (15.2) in a straightforward, top-down, recursive manner.

```

CUT-ROD( $p, n$ )
1  if  $n == 0$ 
2      return 0
3   $q = -\infty$ 
4  for  $i = 1$  to  $n$ 
5       $q = \max(q, p[i] + \text{CUT-ROD}(p, n - i))$ 
6  return  $q$ 

```

Procedure CUT-ROD takes as input an array $p[1..n]$ of prices and an integer n , and it returns the maximum revenue possible for a rod of length n . If $n = 0$, no revenue is possible, and so CUT-ROD returns 0 in line 2. Line 3 initializes the maximum revenue q to $-\infty$, so that the **for** loop in lines 4–5 correctly computes $q = \max_{1 \leq i \leq n} (p_i + \text{CUT-ROD}(p, n - i))$; line 6 then returns this value. A simple induction on n proves that this answer is equal to the desired answer r_n , using equation (15.2).

If you were to code up CUT-ROD in your favorite programming language and run it on your computer, you would find that once the input size becomes moderately large, your program would take a long time to run. For $n = 40$, you would find that your program takes at least several minutes, and most likely more than an hour. In fact, you would find that each time you increase n by 1, your program's running time would approximately double.

Why is CUT-ROD so inefficient? The problem is that CUT-ROD calls itself recursively over and over again with the same parameter values; it solves the same subproblems repeatedly. Figure 15.3 illustrates what happens for $n = 4$: CUT-ROD(p, n) calls CUT-ROD($p, n - i$) for $i = 1, 2, \dots, n$. Equivalently, CUT-ROD(p, n) calls CUT-ROD(p, j) for each $j = 0, 1, \dots, n - 1$. When this process unfolds recursively, the amount of work done, as a function of n , grows explosively.

To analyze the running time of CUT-ROD, let $T(n)$ denote the total number of calls made to CUT-ROD when called with its second parameter equal to n . This expression equals the number of nodes in a subtree whose root is labeled n in the recursion tree. The count includes the initial call at its root. Thus, $T(0) = 1$ and

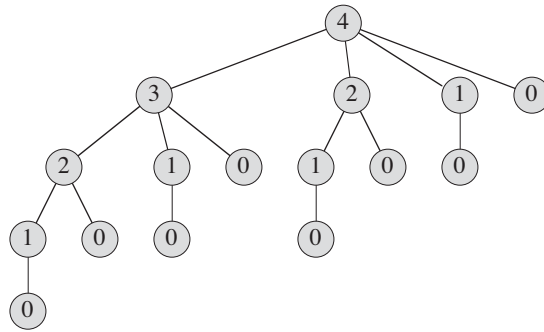


Figure 15.3 The recursion tree showing recursive calls resulting from a call $\text{CUT-ROD}(p, n)$ for $n = 4$. Each node label gives the size n of the corresponding subproblem, so that an edge from a parent with label s to a child with label t corresponds to cutting off an initial piece of size $s - t$ and leaving a remaining subproblem of size t . A path from the root to a leaf corresponds to one of the 2^{n-1} ways of cutting up a rod of length n . In general, this recursion tree has 2^n nodes and 2^{n-1} leaves.

$$T(n) = 1 + \sum_{j=0}^{n-1} T(j). \quad (15.3)$$

The initial 1 is for the call at the root, and the term $T(j)$ counts the number of calls (including recursive calls) due to the call $\text{CUT-ROD}(p, n - i)$, where $j = n - i$. As Exercise 15.1-1 asks you to show,

$$T(n) = 2^n, \quad (15.4)$$

and so the running time of CUT-ROD is exponential in n .

In retrospect, this exponential running time is not so surprising. CUT-ROD explicitly considers all the 2^{n-1} possible ways of cutting up a rod of length n . The tree of recursive calls has 2^{n-1} leaves, one for each possible way of cutting up the rod. The labels on the simple path from the root to a leaf give the sizes of each remaining right-hand piece before making each cut. That is, the labels give the corresponding cut points, measured from the right-hand end of the rod.

Using dynamic programming for optimal rod cutting

We now show how to convert CUT-ROD into an efficient algorithm, using dynamic programming.

The dynamic-programming method works as follows. Having observed that a naive recursive solution is inefficient because it solves the same subproblems repeatedly, we arrange for each subproblem to be solved only *once*, saving its solution. If we need to refer to this subproblem's solution again later, we can just look it

up, rather than recompute it. Dynamic programming thus uses additional memory to save computation time; it serves an example of a *time-memory trade-off*. The savings may be dramatic: an exponential-time solution may be transformed into a polynomial-time solution. A dynamic-programming approach runs in polynomial time when the number of *distinct* subproblems involved is polynomial in the input size and we can solve each such subproblem in polynomial time.

There are usually two equivalent ways to implement a dynamic-programming approach. We shall illustrate both of them with our rod-cutting example.

The first approach is *top-down with memoization*.² In this approach, we write the procedure recursively in a natural manner, but modified to save the result of each subproblem (usually in an array or hash table). The procedure now first checks to see whether it has previously solved this subproblem. If so, it returns the saved value, saving further computation at this level; if not, the procedure computes the value in the usual manner. We say that the recursive procedure has been *memoized*; it “remembers” what results it has computed previously.

The second approach is the *bottom-up method*. This approach typically depends on some natural notion of the “size” of a subproblem, such that solving any particular subproblem depends only on solving “smaller” subproblems. We sort the subproblems by size and solve them in size order, smallest first. When solving a particular subproblem, we have already solved all of the smaller subproblems its solution depends upon, and we have saved their solutions. We solve each subproblem only once, and when we first see it, we have already solved all of its prerequisite subproblems.

These two approaches yield algorithms with the same asymptotic running time, except in unusual circumstances where the top-down approach does not actually recurse to examine all possible subproblems. The bottom-up approach often has much better constant factors, since it has less overhead for procedure calls.

Here is the the pseudocode for the top-down CUT-ROD procedure, with memoization added:

```
MEMOIZED-CUT-ROD( $p, n$ )
1  let  $r[0..n]$  be a new array
2  for  $i = 0$  to  $n$ 
3      $r[i] = -\infty$ 
4  return MEMOIZED-CUT-ROD-AUX( $p, n, r$ )
```

²This is not a misspelling. The word really is *memoization*, not *memorization*. *Memoization* comes from *memo*, since the technique consists of recording a value so that we can look it up later.

MEMOIZED-CUT-ROD-AUX(p, n, r)

```

1  if  $r[n] \geq 0$ 
2      return  $r[n]$ 
3  if  $n == 0$ 
4       $q = 0$ 
5  else  $q = -\infty$ 
6      for  $i = 1$  to  $n$ 
7           $q = \max(q, p[i] + \text{MEMOIZED-CUT-ROD-AUX}(p, n - i, r))$ 
8   $r[n] = q$ 
9  return  $q$ 

```

Here, the main procedure MEMOIZED-CUT-ROD initializes a new auxiliary array $r[0..n]$ with the value $-\infty$, a convenient choice with which to denote “unknown.” (Known revenue values are always nonnegative.) It then calls its helper routine, MEMOIZED-CUT-ROD-AUX.

The procedure MEMOIZED-CUT-ROD-AUX is just the memoized version of our previous procedure, CUT-ROD. It first checks in line 1 to see whether the desired value is already known and, if it is, then line 2 returns it. Otherwise, lines 3–7 compute the desired value q in the usual manner, line 8 saves it in $r[n]$, and line 9 returns it.

The bottom-up version is even simpler:

BOTTOM-UP-CUT-ROD(p, n)

```

1  let  $r[0..n]$  be a new array
2   $r[0] = 0$ 
3  for  $j = 1$  to  $n$ 
4       $q = -\infty$ 
5      for  $i = 1$  to  $j$ 
6           $q = \max(q, p[i] + r[j - i])$ 
7       $r[j] = q$ 
8  return  $r[n]$ 

```

For the bottom-up dynamic-programming approach, BOTTOM-UP-CUT-ROD uses the natural ordering of the subproblems: a problem of size i is “smaller” than a subproblem of size j if $i < j$. Thus, the procedure solves subproblems of sizes $j = 0, 1, \dots, n$, in that order.

Line 1 of procedure BOTTOM-UP-CUT-ROD creates a new array $r[0..n]$ in which to save the results of the subproblems, and line 2 initializes $r[0]$ to 0, since a rod of length 0 earns no revenue. Lines 3–6 solve each subproblem of size j , for $j = 1, 2, \dots, n$, in order of increasing size. The approach used to solve a problem of a particular size j is the same as that used by CUT-ROD, except that line 6 now

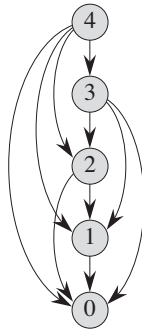


Figure 15.4 The subproblem graph for the rod-cutting problem with $n = 4$. The vertex labels give the sizes of the corresponding subproblems. A directed edge (x, y) indicates that we need a solution to subproblem y when solving subproblem x . This graph is a reduced version of the tree of Figure 15.3, in which all nodes with the same label are collapsed into a single vertex and all edges go from parent to child.

directly references array entry $r[j - i]$ instead of making a recursive call to solve the subproblem of size $j - i$. Line 7 saves in $r[j]$ the solution to the subproblem of size j . Finally, line 8 returns $r[n]$, which equals the optimal value r_n .

The bottom-up and top-down versions have the same asymptotic running time. The running time of procedure `BOTTOM-UP-CUT-ROD` is $\Theta(n^2)$, due to its doubly-nested loop structure. The number of iterations of its inner **for** loop, in lines 5–6, forms an arithmetic series. The running time of its top-down counterpart, `MEMOIZED-CUT-ROD`, is also $\Theta(n^2)$, although this running time may be a little harder to see. Because a recursive call to solve a previously solved subproblem returns immediately, `MEMOIZED-CUT-ROD` solves each subproblem just once. It solves subproblems for sizes $0, 1, \dots, n$. To solve a subproblem of size n , the **for** loop of lines 6–7 iterates n times. Thus, the total number of iterations of this **for** loop, over all recursive calls of `MEMOIZED-CUT-ROD`, forms an arithmetic series, giving a total of $\Theta(n^2)$ iterations, just like the inner **for** loop of `BOTTOM-UP-CUT-ROD`. (We actually are using a form of aggregate analysis here. We shall see aggregate analysis in detail in Section 17.1.)

Subproblem graphs

When we think about a dynamic-programming problem, we should understand the set of subproblems involved and how subproblems depend on one another.

The *subproblem graph* for the problem embodies exactly this information. Figure 15.4 shows the subproblem graph for the rod-cutting problem with $n = 4$. It is a directed graph, containing one vertex for each distinct subproblem. The sub-